



PEN STROKE EXERCISES



NOW TRY THE NUMBERS






These will be needed for your dates and times



ITALIC CALLIGRAPHY

The best way to learn the letters is to break them down into 4 groups.




Each letter is created by several different strokes, if you follow the order of strokes as shown above you will soon be creating lovely italic letters.

If you do not feel confident to try this free hand then start by tracing over the letters onto some practice paper.

NOW TRY THE CAPITAL LETTERS

Again it is best to break them down into 4 groups.



As with the little letters each is created by several different strokes. Follow the order as indicated above.

If you do not feel confident enough to try this free hand then start by tracing over the letters onto some practice paper.